

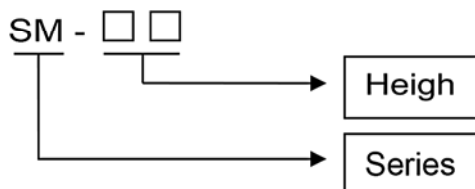


#### ❖ FEATURE

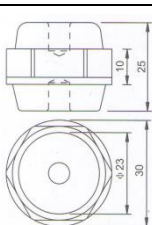
- Material BMC (Bough Moulding Compound)
- Insert Brass Copper
- Rated Voltage 750VAC
- Voltage withstand (50Hz/ 1min.) from 6KV up to 25KV
- Operating temperature from -40<sup>0</sup>C up to + 140<sup>0</sup>C
- Colour Red RAL 3002

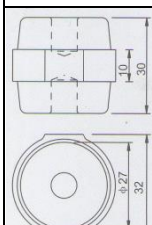
*\*Other technical specifications, on request*

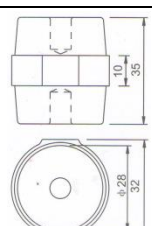
#### ❖ ORDERING CODE

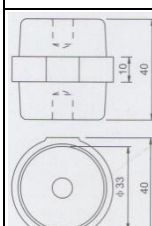


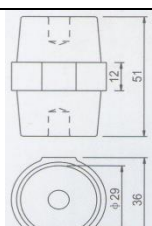
## ❖ SPECIFICATIONS

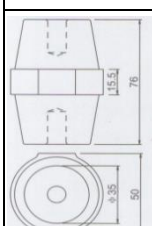
▪ <b>SM-25</b>		
	Tensile strength (LBS)	<b>500</b>
	Voltage withstand (KV)	<b>6</b>
	Torgue strength	<b>6</b>
	Screw size (mm)	<b>6</b>
	Screw depth (mm)	<b>9</b>

▪ <b>SM-30</b>		
	Tensile strength (LBS)	<b>550</b>
	Voltage withstand (KV)	<b>8</b>
	Torgue strength	<b>8</b>
	Screw size (mm)	<b>8</b>
	Screw depth (mm)	<b>11</b>

▪ <b>SM-35</b>		
	Tensile strength (LBS)	<b>600</b>
	Voltage withstand (KV)	<b>10</b>
	Torgue strength	<b>10</b>
	Screw size (mm)	<b>8</b>
	Screw depth (mm)	<b>11</b>

▪ <b>SM-40</b>		
	Tensile strength (LBS)	<b>650</b>
	Voltage withstand (KV)	<b>12</b>
	Torgue strength	<b>12</b>
	Screw size (mm)	<b>8</b>
	Screw depth (mm)	<b>11</b>

▪ <b>SM-51</b>		
	Tensile strength (LBS)	<b>1000</b>
	Voltage withstand (KV)	<b>15</b>
	Torgue strength	<b>25</b>
	Screw size (mm)	<b>8</b>
	Screw depth (mm)	<b>14</b>

▪ <b>SM-76</b>		
	Tensile strength (LBS)	<b>1500</b>
	Voltage withstand (KV)	<b>20</b>
	Torgue strength	<b>35</b>
	Screw size (mm)	<b>10</b>
	Screw depth (mm)	<b>15</b>